

Absence Performance

Council staff in 12 month period to 1 April 2022

Select a Department or Category to filter the information shown:

Department: ^

Sickness Category: v

Department	BV12 Sickness Outturns	2019	2020	2021	2022
Chief Exec's & Office of the Chief Exec		5.36	4.87	7.30	16.08
Children's Services		14.03	14.98	12.52	18.03
Corporate Resources		10.32	11.35	9.47	11.01
Health & Wellbeing		15.60	13.37	13.66	16.58
Place		14.06	13.58	9.23	13.98
West Yorkshire Pension Fund		6.14	6.05	5.48	7.33
Council Total (excluding Schools)		13.00	12.96	10.75	14.56

YE Total Sickness

1,196

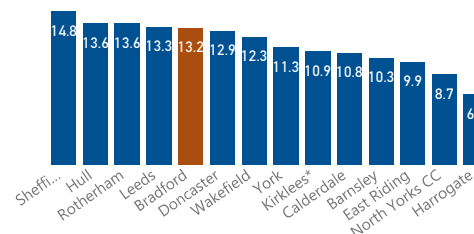
Total FTE Days Lost

YE Total Sickness

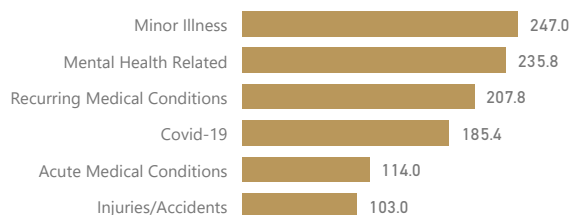
£178.4K

Total Sick Pay Cost

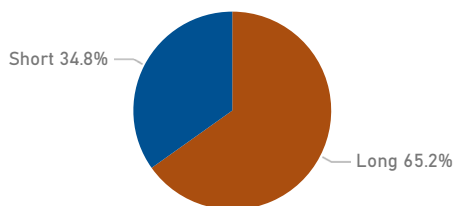
BV12 Local Authority Comparison 2021/22



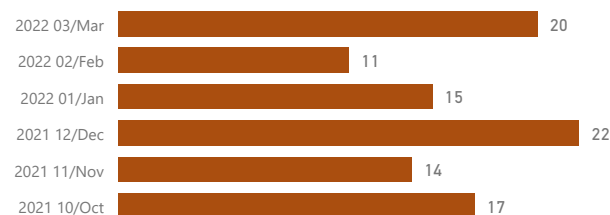
Sickness Category (FTE days) at Year End



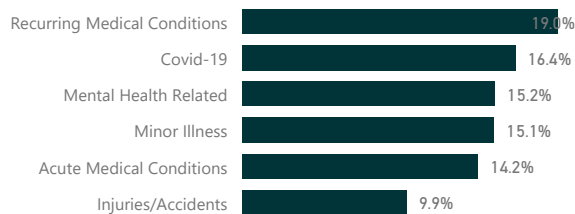
FTE Days by Term at Year End



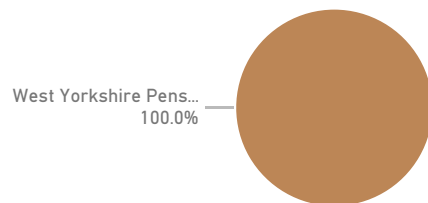
Sickness Spells Commenced per Month



Sick Pay by Category (£) at Year End



Sick Pay Costs Split at Year End



Sick Pay Cost by Month Commenced (£)

